

**FOREMAN Lockers' unique construction design** of phenolic panels in aluminum profiles creates sectional, mutually integrated frames that eliminate the need for screws, dowels, glue or other permanent fastenings. Extremely strong, highly impact resistant, waterproof and non-corroding, the result is a completely modular system: less expensive to ship, simple to install, ideal for retrofit or remodel. The KD design allows them to be disassembled and reassembled without compromise to the material or structural integrity of the finished product.

### **SPECIFICATIONS**

#### **Panel Materials**

All interior walls are constructed of 1/8 inch HPL phenolic panels. Floor, ceiling and shelves, as well as filler and finish end-panels are constructed of 3/8 inch HPL phenolic Compact™ Structural Laminates made by Formica® Group (or equivalent).

#### **Doors**

Doors are constructed of 3/8 inch thick HPL phenolic material with polished, radius edges. Doors open 180 degrees for full compartment access. Ample ventilation is provided by a 3mm gap around the entire door perimeter.

#### **Body**

Extruded aircraft aluminum profiles are bolted to 3/8 inch thick phenolic top and bottom panels to create the box frame with 1/8 inch thick HPL phenolic panels for back and side walls creating a completely phenolic body.

#### **Hinges**

3.5 mm thick cast aluminum hinges are integrated directly into the extruded aluminum profiles and are continuous for the length of the locker body. One compartment doors are secured to hinge on 3 door wings each with single zinc-plated through-bolt.

#### **Strike Plate**

4mm thick aluminum strike plate is integrated into the profile and is continuous for the entire length of the locker body providing additional security.

#### **Interior Hooks**

One compartment lockers have a 3-pronged, rotating polished aluminum ceiling hook.

#### **Number Plates**

Adhesive mounted black plastic plates with engraved silver reveal.

#### **Color**

Doors and exterior finish side panels are available in a variety of colors, patterns and wood grains from the Formica (or equivalent) color chain. Interior body panels are available in white (or optional black).

#### **Finishes**

Profiles are powder coated with a polyester-epoxy single coat with integral gloss finish. Gray color (standard) or custom colors optional. All frame fasteners are stainless steel.

#### **Integrated Bench**

Both seat and support brackets are constructed of 1/2 inch thick solid phenolic material. Bench is 12 inches deep and 18 inches high. The support brackets are attached to every front profile for strength.

#### **Options**

##### **Locks**

The continuous strike plate accommodates virtually any mechanical or electronic locking mechanisms (cam, deadbolt, spring bolt) from a variety of manufactures.

##### **Shelving**

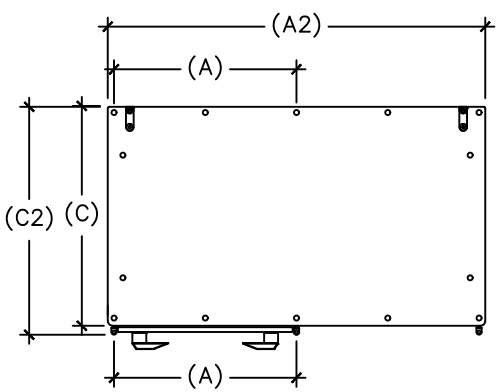
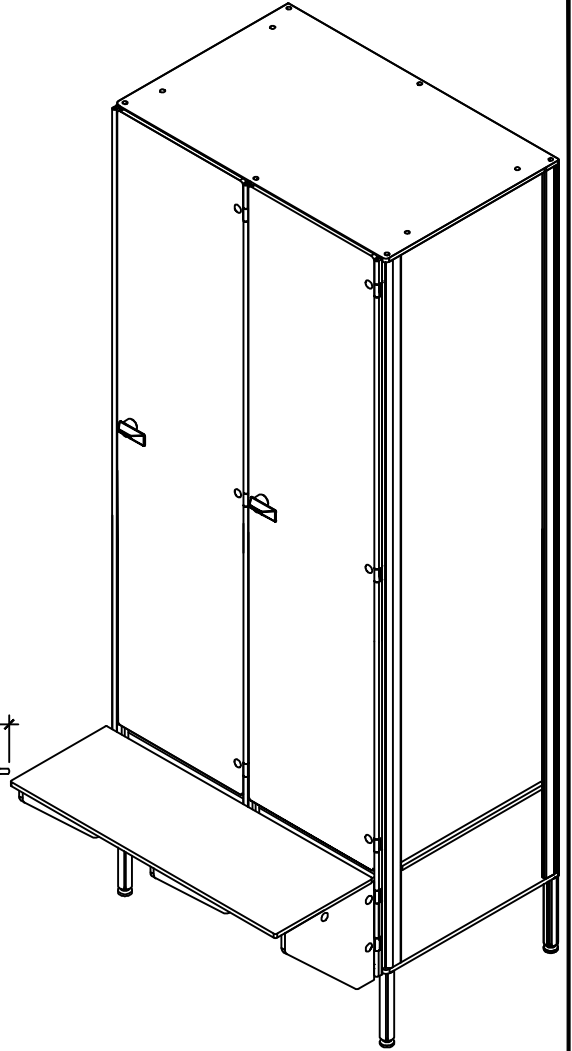
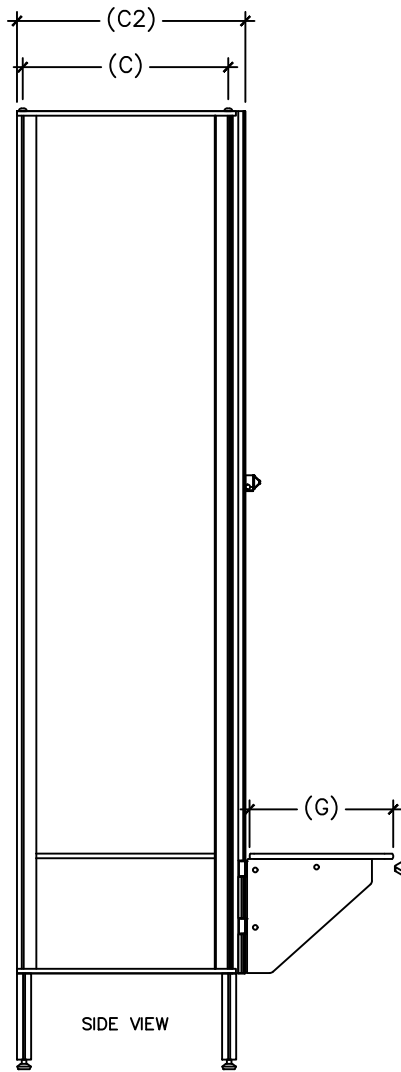
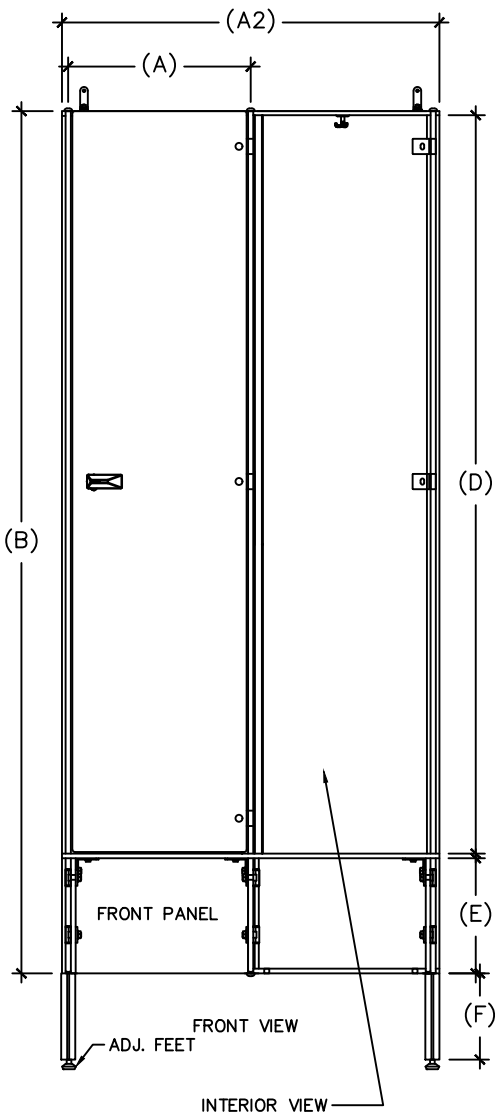
Interior top/hat shelf with hanging 3 prong hook.  
Interior footwear shelf (optional)  
Hanging clothes bar (optional)

##### **Hasps**

Padlock cam-hasps are made of anodized heavy-duty cast aluminum.

##### **Adjustable Legs**

Extruded Aluminum, 7.87 inches, with 3 inch adjustment range.



**SIZE CHART**

WIDTHS/ No# TOWERS		T1	T2	T3	T4	T5	T6	
	WIDTH (A)	(A)	(A2)	(A2)	(A2)	(A2)	(A2)	
	12"	305	638	943	1248	1553	1858	
	15"	381	790	1171	1552	1933		
	18"	457	942	1399	1856			
	20"	504	1036	1540				
	22"	559	1146					
	24"	610	1248					
		(B)	(C)	(C2)	(D)	(E)	(F)	(G)
	12"	-	279	305	1542	231	170/100	305
	15"	-	355	381	1542	231	170/100	305
	18"	-	431	457	1542	231	170/100	305
	20"	-	478	504	1542	231	170/100	305
	22"	-	533	559	1542	231	170/100	305
	24"	-	584	610	1542	231	170/100	305
	70"	1800						



PROPRIETARY AND CONFIDENTIAL	DESCRIPTION	NAME	DATE
THE INFORMATION CONTAINED IN THIS DRAWING IS THE SOLE PROPERTY OF FOREMAN fitness products. ANY REPRODUCTION IN PART OR AS A WHOLE WITHOUT THE WRITTEN PERMISSION OF FOREMAN fitness products IS PROHIBITED.	1T LOCKER / BENCH	DRAWN BY	MAA -
	SEE CHART FOR SIZES	MFG APPR.	MFG -
	SCALE: AS NOTED	SHEET #	7