

FOREMAN continues our tradition of using quality materials and construction with the introduction of our Standard Line Melamine Laminate lockers. The Standard Line lockers feature 19 mm industrial grade solid pine-core particle board with melamine surface, polished aluminum triple hooks, heavy duty BLUM™ hinges, standard inner shelf, and heavy duty 3 mm edge banding on all exposed front edge details. We stock one, two and three tier configurations in three widths and six standard colors for fast shipping. The lockers are easy to assemble and the cost of shipping is lower than assembled lockers.

SPECIFICATIONS

Panel Materials

All body and door panels are made of industrial grade solid pine-core particle board with melamine finish. All front exposed edges have 3mm banding. All exposed side edges of top and bottom panels have 0.5mm banding.

Doors

Doors are constructed of 3/4 inch thick industrial grade solid pine-core particle board with melamine finish and 3mm edge banding.

Body

Lockers are shipped unassembled. The locker body is easily assembled with dowels, screws and bolts. The back panel is attached with staples. Please see assembly instructions for more information.

Hinges

Hinges are Blum™ Heavy Duty Commercial Cabinetry Hinges, Hinges are through bolted to side panels for durability. One tier locker doors have three hinges. Two and three compartment doors have two hinges.

Latch Plate

1.5 mm thick zinc-coated steel latch plate is provided for latch/hasps.

Number Plates

Brushed aluminum adhesive mounted plates with engraved black numbering.

Hooks

One and two tier lockers have a three-pronged swivel hook made of polished aluminum.

Shelves

One tier lockers have a full dept (20") shelf; two and three tier lockers have a 5" shelf.

Colors

Doors and exterior finish side panels are available in red, white, blue, maple, cherry and mahogany. Interior body panels are available in white (or optional black).

Sizes

Standard widths: 12", 15" and 18".

Standard depth: 20".

One, two and three tier configurations

OPTIONS

Locks

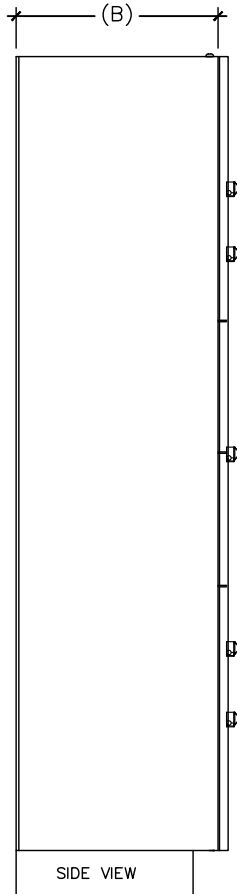
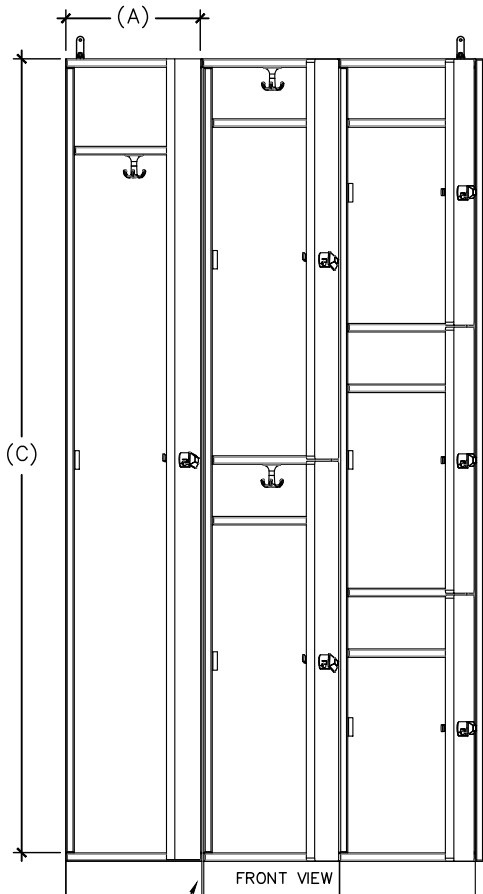
The locker accommodates a wide variety of locks.

Hasps

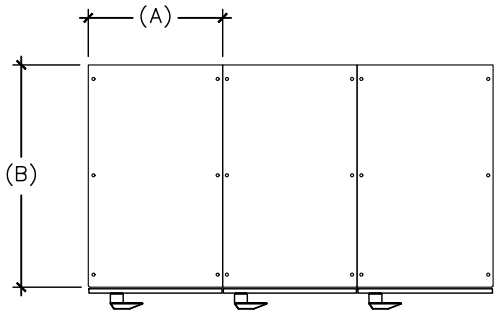
Foreman Padlock cam-hasps are made of anodized heavy-duty cast aluminum.

Base

FOREMAN® 4" Laminate Base



4" BASE



Lockers available in one, two and three tiers.

Size	Width (A)	Depth (B)	Height (C)
12"	305mm (12")	504mm (20")	1800mm (70.87")
15"	381mm (15")	504mm(20")	1800mm(70.87")
18"	457mm (18")	504mm (20")	1800mm (70.87")

Note: Dimensions do not include 4" base



PROPRIETARY AND CONFIDENTIAL		DESCRIPTION	NAME	DATE
THE INFORMATION CONTAINED IN THIS DRAWING IS THE SOLE PROPERTY OF FOREMAN fitness products. ANY REPRODUCTION IN PART OR AS A WHOLE WITHOUT THE WRITTEN PERMISSION OF FOREMAN fitness products IS PROHIBITED.		1,2,3 TIER PB-MEL	DRAWN BY	MA 10.05.17
		MELAMINE LOCKERS	MFG APPR.	MFG VER-2
		SCALE: AS NOTED	SHEET #	27